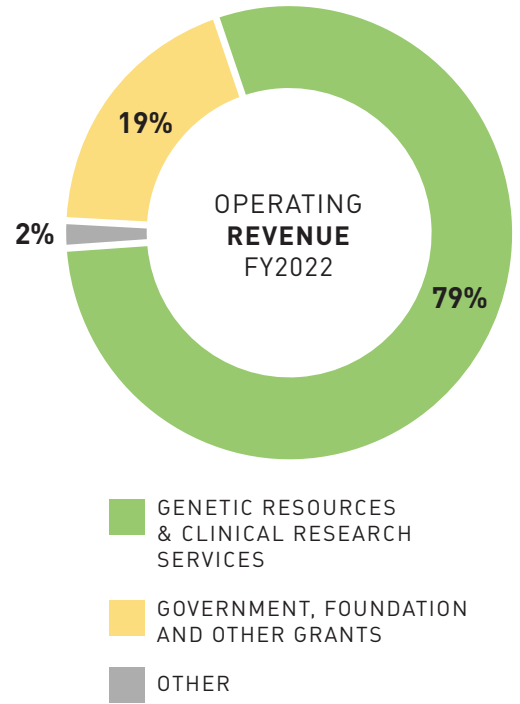
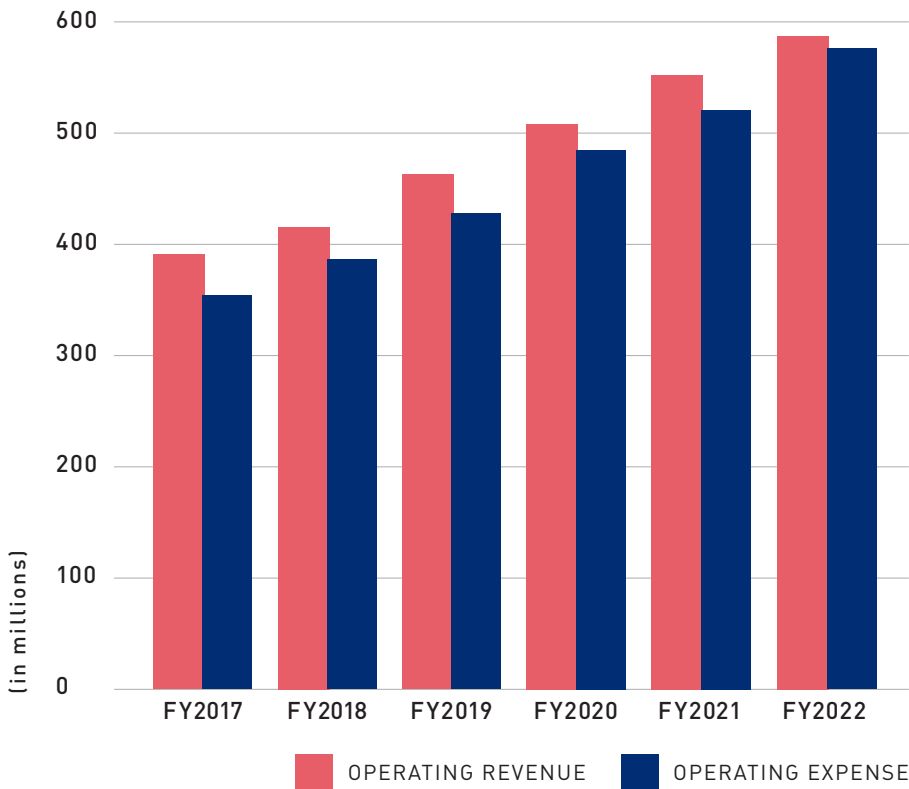
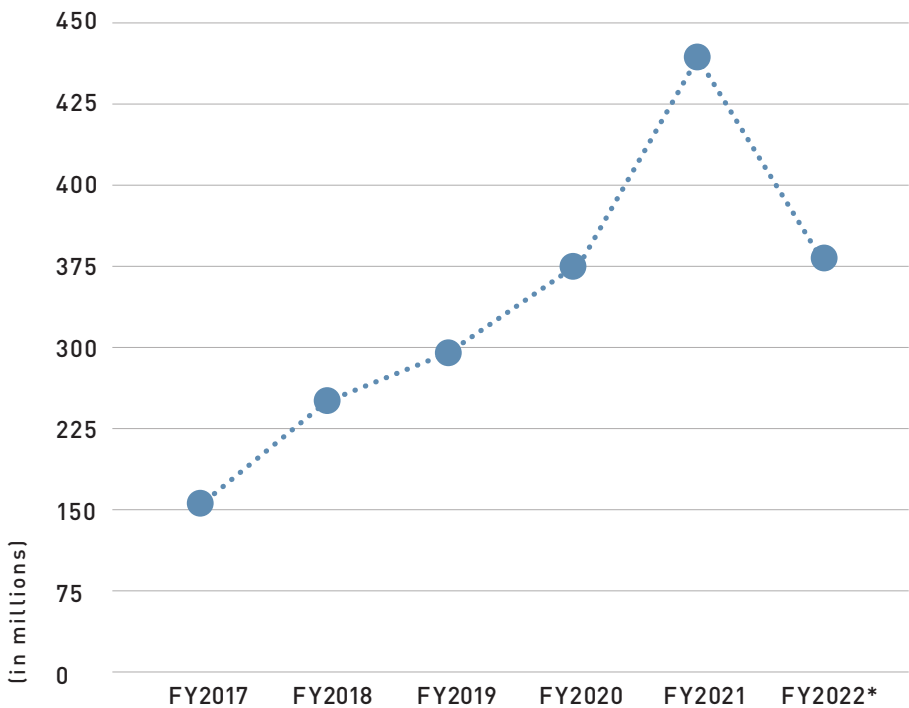


# FY2022 JAX ANNUAL REPORT

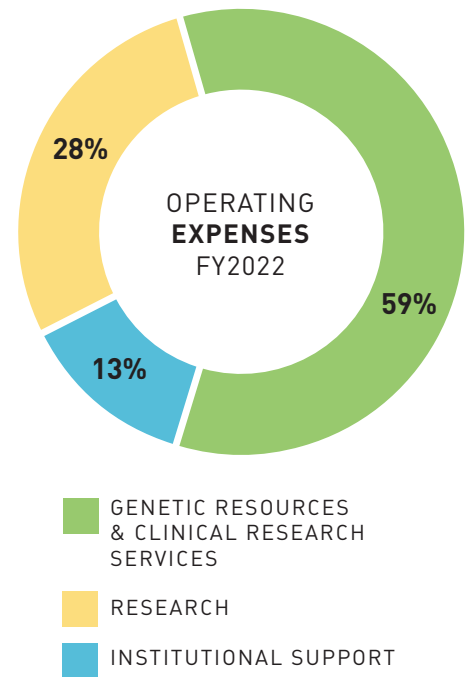
## OPERATING FINANCIALS BY YEAR



## ENDOWMENT VALUE BY YEAR



\*2022 endowment investment return of -13.8%



## CONSOLIDATED BALANCE SHEETS

(in millions)

	<u>2022</u>	<u>2021</u>
<b>ASSETS</b>		
Cash and Equivalents	\$ 263.0	297.9
Net Receivables	71.5	62.5
Endowment Investments	376.2	445.6
Other Assets	98.0	94.1
Land, Buildings and Equipment	<u>622.0</u>	<u>602.6</u>
<b>Total Assets</b>	<b>\$ <u>1,430.7</u></b>	<b><u>1,502.7</u></b>
<b>LIABILITIES AND NET ASSETS</b>		
Current Liabilities	\$ 121.6	120.3
Bonds Payable, Net	368.6	345.1
Net Assets	<u>940.5</u>	<u>1,037.3</u>
<b>Total Liabilities and Net Assets</b>	<b>\$ <u>1,430.7</u></b>	<b><u>1,502.7</u></b>

## CONSOLIDATED STATEMENTS OF ACTIVITIES & CHANGES IN NET ASSETS

(in millions)

	<u>2022</u>	<u>2021</u>
<b>OPERATING REVENUE</b>		
Government, Foundation and Other Grants	\$ 111.7	109.5
Genetic Resources and Clinical Research Services	460.1	419.0
Investment Return	7.0	9.8
Philanthropic Gifts	4.2	4.5
Other	<u>0.7</u>	<u>2.5</u>
<b>Total Operating Revenue</b>	<b><u>583.7</u></b>	<b><u>545.3</u></b>
<b>OPERATING EXPENSES</b>		
Research	160.6	155.7
Genetic Resources and Clinical Research Services	337.6	280.5
Institutional Support	<u>77.1</u>	<u>79.6</u>
<b>Total Operating Expenses</b>	<b><u>575.3</u></b>	<b><u>515.8</u></b>
<b>Increase in Net Assets From Operating Activities</b>	<b><u>8.4</u></b>	<b><u>29.5</u></b>
<b>NON-OPERATING ACTIVITIES</b>		
Long-Term Investment Return, Net of Amount Used	(72.6)	52.1
Contributions for Plant & Endowment and Construction Grants	<u>(3.1)</u>	<u>6.7</u>
<b>(Decrease) Increase in Net Assets from Non-Operating Activities</b>	<b><u>(75.7)</u></b>	<b><u>58.8</u></b>
<b>Other Changes in Net Assets</b>	<b><u>(29.6)</u></b>	<b><u>30.5</u></b>
<b>Total (Decrease) Increase in Net Assets</b>	<b>\$ <u>(96.9)</u></b>	<b><u>118.8</u></b>